



District Report Card: 2017


State: Assam	District: Nalbari
Class: 5	Subject: Language
Schools: 55	Students: 774


Participation/Coverage


Students

<div>GENDER</div> <div></div>	Boys				Girls			
	Number		%		Number		%	
	385		49.74		389		50.26	

<div>AREA</div> <div></div>	Rural				Urban			
	Number		%		Number		%	
	687		88.76		87		11.24	

<div>CATEGORY</div> <div></div>	SC		ST		OBC		GEN	
	Number	%	Number	%	Number	%	Number	%
	83	10.72	7	0.90	59	7.62	625	80.75

<div>CWSN</div> <div></div>	LD	VI	HI	S&LD	ID	Oth
	2	0	0	1	0	0

<div>Management</div> <div></div>	Government			Government-aided		
	Number		%	Number		%
	682		88.11	92		11.89

Average Performance of Students in Language (%)

Overall	Gender		Area		Management		Social Group			
	Male	Female	Rural	Urban	Govt.	Aided	SC	ST	OBC	GEN
58.44	58.11	58.77	58.80	55.63	58.95	54.64	54.86	53.33	57.40	59.07

Performance on Learning Outcomes (LOs)

Learning Outcomes	Description	Average Performance(%)
L504	Reads and comprehends independently storybooks, news items/ headlines, advertisements etc.	56.74
L508	Reads text with comprehension, locates details and sequence of events	59.29

Range of Performance of Students who Answered Correctly							
Below 30%		30% - 50%		50% - 75%		Above 75%	
Number	%	Number	%	Number	%	Number	%
68	8.79	185	23.90	365	47.16	156	20.16

Lowest Performing Learning Outcomes (LOs)

- 1 - Reads and comprehends independently storybooks, news items/ headlines, advertisements etc. (56.74)
- 2 - Reads text with comprehension, locates details and sequence of events (59.29)